






Smart up Your home And Lifestyle



GENERAL INFO					
New SKU	GP-U999SJVLGQA	GP-U999SJVLAHA	GP-U999SJVLBHA	GP-U999SJVLCHA	GP-U999SJVLEHA
Product Name	Hub	Multipurpose Sensor	Motion Sensor	Water Leak Sensor	Button
					
Country of Origin	Indonesia	Indonesia	Indonesia	Indonesia	Indonesia
DESIGN					
Color / Finish / Material	White / White / Plastic				
TECH SPECS					
Comm. Protocols	Zigbee 3.0, WiFi, BT 4.1, Zwave	Zigbee 3.0	Zigbee 3.0	Zigbee 3.0	Zigbee 3.0
Range (dependent on home's construction)	1,000 sq ft.	40M	40M	40M	40M
Battery type	N/A	CR2450 type	CR2 type	CR2 type	CR2450 type
Battery Life	N/A	1 year	1 year	1 year	1 year
Operating Temp	0 ~ 40℃	0 ~ 40℃	0 ~ 40℃	0 ~ 40℃	0 ~ 40℃
Power Source	Power Supply	Battery	Battery	Battery	Battery
Bluetooth Output Power (dBm)	BT LE -0.84, Thread : 9.43	10dBm	10dBm	20dBm	10dBm
Zwave Output Power (dBm)	4.75				
Zigbee Output Power (dBm)	9.19				
Wi-Fi Output Power (dBm)	WLAN 2.4GHz: 15.17 WLAN 5GHz Band1:19.16 WLAN 5GHz Band4:19.26	N/A			
Bluetooth Frequency (MHz)	2402MHz ~ 2480Mhz	N/A			
Zwave Frequency (MHz)	919.8 MHz ~ 923.1 MHz	N/A			
Zigbee Frequency (MHz)	2405 ~ 2470MHz	2405 ~ 2470MHz	2405 ~ 2470MHz	2405 ~ 2470MHz	2405 ~ 2470MHz
Wi-Fi Frequency (MHz)	WLAN 2.4GHz: 802.11b/g/n(HT20) :2412MHz~2472MHz 802.11n(HT40):2422MHz~2462MHz WLAN 5GHz Band1:802.11a/n(HT20)/ac(VHT20):5180MHz~5240MHz 802.11n(HT40)/ac(VHT40):5190MHz~5230MHz 802.11ac(VHT80):5210MHz WLAN 5GHz Band4 :802.11a/n(HT20)/ac(VHT20):5745MHz~5825MHz 802.11n(HT40)/ac(VHT40):5755MHz~5795MHz 802.11ac(VHT80):5775MHz	N/A			
Bluetooth Antenna Gain (dBi)	BT LE 1.66, Thread :2.53	N/A			
Zwave Antenna Gain (dBi)	3.1	N/A			
Zigbee Antenna Gain (dBi)	2.29	3.35	1.13	2.26	0.82
Wi-Fi Antenna Gain (dBi)	WLAN 2.4GHz: Ant1:1.97, Ant2 1.65 WLAN 5GHz Band1:Ant1 2.36, Ant 2.34 WLAN 5GHz Band4 :Ant1:1.08, Ant2 -0.87	N/A			
Requirements	Broadband Internet	SmartThings hub, SmartThings WiFi, or compatible device with SmartThings Hub functionality			
Certifications (For ex, UL Certification)	CE				
WEIGHTS & DIMENSIONS					
Product Weight (kg)	0.16	0.04	0.10	0.05	0.02
Product Width (cm)	12.73	4.38	5.66	5.90	4.08
Product Depth (cm)	12.68	5.19	5.57	4.20	4.08
Product Height (cm)	2.95	1.37	5.02	2.00	1.48
Packaged Weight (kg)	0.56	0.09	0.15	0.10	0.07
Package Width (cm)	14.85±0.1	8.70	8.70	8.70	8.70
Package Depth (cm)	14.85±0.1	8.95	8.95	8.95	8.95
Package Height (cm)	7.85±0.05	5.20	7.90	5.20	5.20
FEATURES					
Feature #1	Connect wirelessly with a wide range of smart devices and make them work together.	Receive immediate alerts when doors, windows, or drawers open unexpectedly (Detection range: up to 1.6")	Receive immediate alerts when motion is detected in an area of your home, and trigger things to happen when motion is detected in your home	Get an immediate alert on your smartphone at the first sign of excess water.	Control lights, speakers, appliance, and other connected devices at the touch of a button.
Feature #2	Monitor and control connected devices in your home using a single SmartThings app for your Phone	Monitor the temperature in any room and trigger your thermostat to automatically adjust	Monitor temperature in an area of your home and trigger the thermostat to adjust automatically	Trigger a light or siren to turn on to alert you if water is detected where it doesn't belong.	Monitor temperature in an area of your home and trigger the thermostat to adjust automatically
Feature #3	Automate connected devices in your home and set them to turn on or off when doors are opened, as people come and go, and much more	Monitor vibration with the built in accelerometer. For example, detect knocks on doors or when the laundry is finished.	Detects motion up to 15 feet with 120 degree view range	Place the sensor beside the sump pump in your basement to be notified if the sump pump fails.	Simply place the Button on the table, desk, or any magnetic mating surface
Feature #4			Simply place the Motion Sensor on the table, wall, or any magnetic mating surface	Detect moisture using two metal lead on the top and two on the bottom of the sensor	
Feature #5			Simply adjust tilt angle to the area you'd like to monitor	Receive an alert if there's an unexpected change in temperature.	
ACCESSORIES					
Batteries Included	N	Y			
Power Adapter Included	Y	N			
Other Included Accessories	Manual, LAN cable	Manual, 3M adhesive strips	Manual, Magnetic Ball Mount, 3M adhesive strips	Manual	Manual, 3M adhesive strips
WARRANTY					
Parts and Labor	1 year				